

ST. ANDREWS SCOTS SCHOOL

Adjacent Navniti Appartments
I.P Extension, PATPARGANJ, DELHI -110092

Session - 2026-2027

Class - Prep




SUMMER

HOLIDAY HOMEWORK



NAME: _____

CLASS: _____ SECTION : _____



The background of the poster is a vibrant beach scene. At the top, there's a blue sky with white clouds and a blue starfish. Below the sky is a sandy beach with a pink and blue striped beach umbrella on the left, a pink paper airplane in the center, and a green palm frond on the right. The title 'SUMMER HOLIDAYS' is written in large, bold, red letters with a white outline and a drop shadow. Below the title, there's a quote in blue text. The bottom half of the poster features a purple paragraph of text. The background is decorated with various summer items: a red and white beach ball on the right, a pair of pink and blue striped flip-flops on the right, a blue and yellow beach ball on the bottom left, a pair of blue sunglasses on the bottom right, and several green monstera leaves scattered throughout. The entire scene is set against a light yellow background with faint yellow floral patterns.

SUMMER HOLIDAYS

**"Summer is messy, summer is fun,
trips to the beach, in the hot, hot sun.
let's give summer, A big fat cheer!
Summer is the best time of the year".**

Summer Vacation is a time for fun, relaxation, and creating beautiful memories with family and friends. It gives children an opportunity to refresh themselves, explore new activities, and enjoy learning in a joyful way. To help our little learners stay connected with their classroom learning, we are sharing a few simple and enjoyable activities for the holidays.

General Instruction



Maintain personal hygiene and wash hands regularly




Respect elders and be kind to everyone



Encourage your child to communicate in english regularly at home



Appreciate and motivate your child for every small effort and achievement



General Instruction



As the weather is very hot, kindly keep children indoors during peak afternoon hours




Motivate them to play with blocks, puzzles and other creative indoor games



Encourage children to spend less time on phones and television



help your child to speak confidently by encouraging conversation in front of a mirror



General Instruction



getting
HEALTHIER
everyday

wake up early and follow a healthy
daily routine




Eat healthy and drink plenty of
water every day



THANK YOU



Practice good manners like saying 'please', 'sorry', and
'thankyou'



General Instruction

 **GIVE** 
SUPPORT



help your parents in small household activities




A B C

revise numbers, phonic sounds, alphabets, and rhymes regularly



complete holiday homework neatly and on time



HOLIDAY HOMEWORK

1. Oral Skills

Maths:

- Pre-Number Concepts: Page 1 to 9 in Numbers Workbook
- Oral Counting: 1 to 30

Rhymes:

- *English:*

1. Oh! God
2. One, Two, Buckle My Shoe

- *Hindi:*

1. छोटे बच्चे हम नादान
2. सूरज निकल मिटा अंधेरा
3. नानी तेरी मोरनी

G.K. Oral:

 Revise April & May month questions

English:

- Practice a to z with phonics sound
- *Phonics Adventures Book:*
- Revise: Vowels and Consonants
- Revise 'a' family words: -at, -ag, -an, -ad, -ab, -ax sound words

Hindi:

 स्वर अ से अः, व्यंजन क, ख, ग, घ और ङ

Fusion & Fission Book:

- Page 17: Pencil Shaving Activity
- Page 18: Bindi Pasting Activity

3. Instructions for Parents

- Help your ward learn the spelling of his/her name.
- Make a spiral of all holiday homework sheets.
- Bind all books and notebooks & label them properly with the child's name and class.



English





a to z




Trace and Write the Alphabets

a b c d e f g

h i j k l m n

o p q r s t u

v w x y z




a



Vowels Worksheet

Find the vowels. Drag and drop them in the boxes below.



COLOR THE VOWELS

Find and color the vowels.




a

e

i

o

u



Name _____

CVC-worksheet

-at Family


CherFev

Word-Picture Matching

fat •



rat •



bat •



mat •



cat •



Beginning Sounds

Write the beginning sound for each word.



	a	t
--	---	---



	a	n
--	---	---



	a	t
--	---	---



	a	n
--	---	---



	a	t
--	---	---



	a	n
--	---	---



	a	t
--	---	---



	a	n
--	---	---

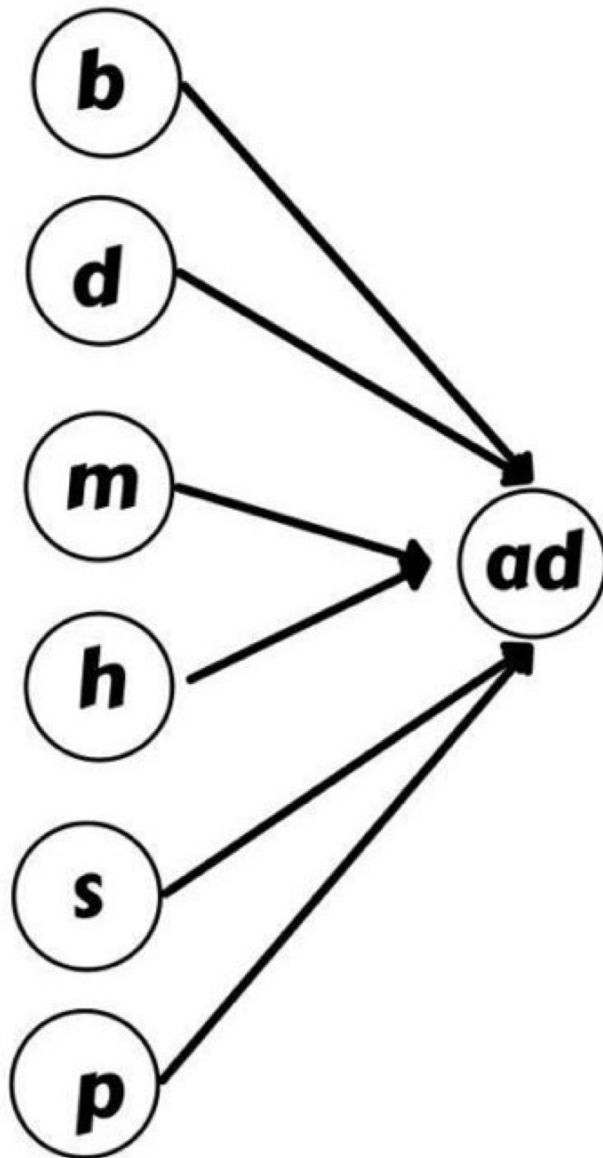


	a	n
--	---	---

-ad Word Family



Connect the given letter to the family **ad**. Then write each word clearly on the lines.



bad

Match the picture with the correct word.



map



tap



cap



lap





nap

Hindi

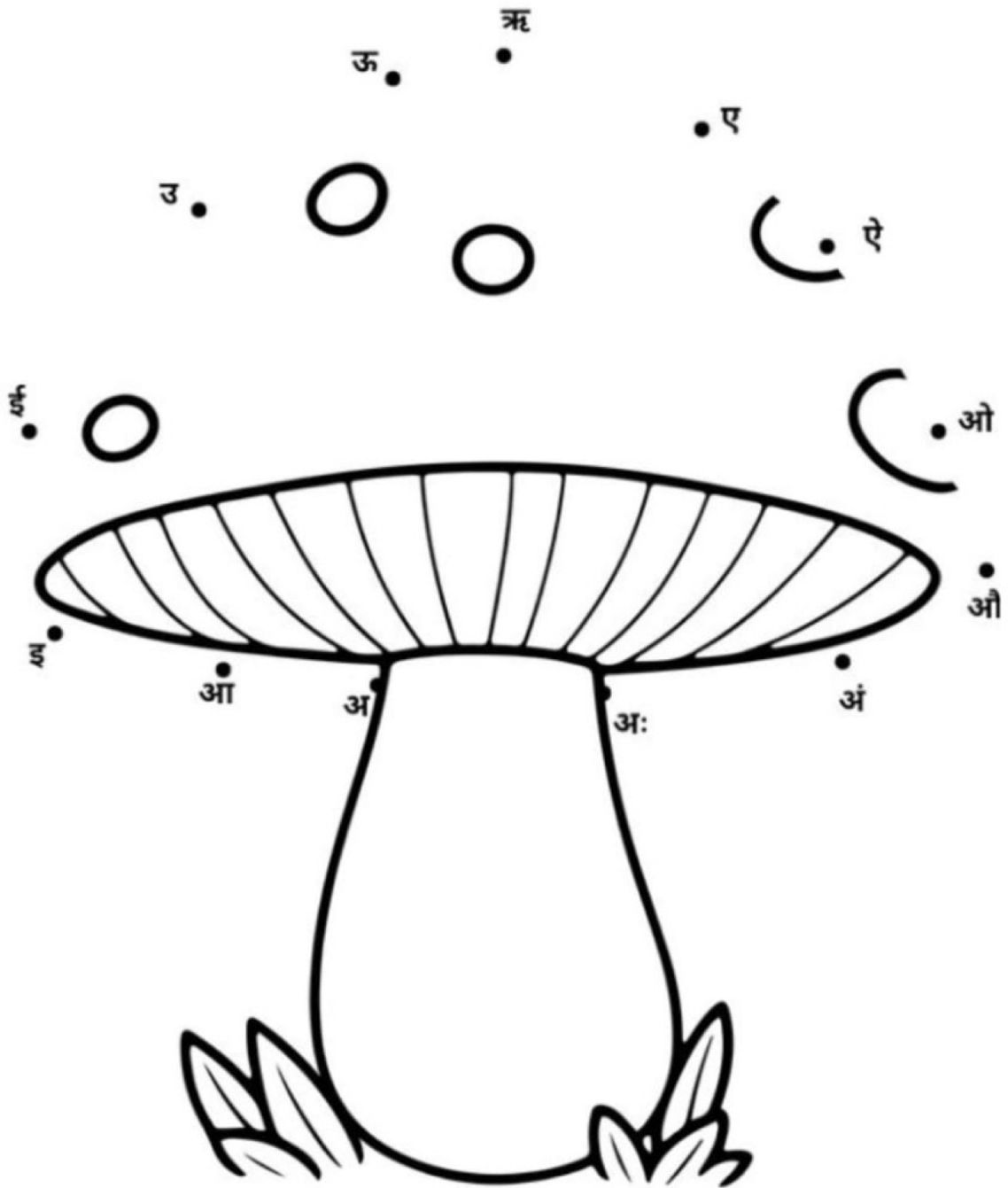


अ से अ: तक लिखो



बिंदु मिलान

स्वरों का मिलान करें और चित्र पूरा करके रंग भरे



क

से
कबूतर



क

क

क

क

क

क

ख

से
खरगोश



ख

ख

ख

ख

ख

ख

ग

से
गमला ।



ग

ग

ग

ग

ग

ग

घ

से घर



घ

घ

घ

घ

घ

घ

حی

حی

حی

حی

حی

حی


حی

حی

Maths









**HOW MANY SHAPES ARE THERE?
COUNT AND WRITE**



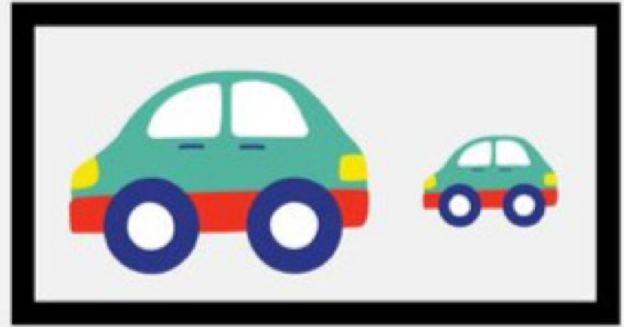
Tall or short ?

☀ Circle the tallest picture.



Big or small?


● Circle on the big.




● Circle on the big.



● Circle on the small..



● Circle on the small..



Write each missing number.

1

3

5

6

8

10

11

13

15

16

18

20

21

23

25

26


28

30

E.V.S



Look and Match – 5 Senses Organs



Read each description and color each face.



This face is **ANGRY**.
Color it **RED**.



This face is **EXCITED**.
Color it **YELLOW**.



This face is **HAPPY**.
Color it **ORANGE**.



This face is **SAD**.
Color it **BLUE**.



Body Parts



Identify and match the body parts



eyes



nose



leg



hand



arm



ear



mouth



foot



My Family



•

• **Mother**



•

• **Sister**



•

• **Brother**





•

• **Father**


Drawing



☺ Trace and colour the picture ☺

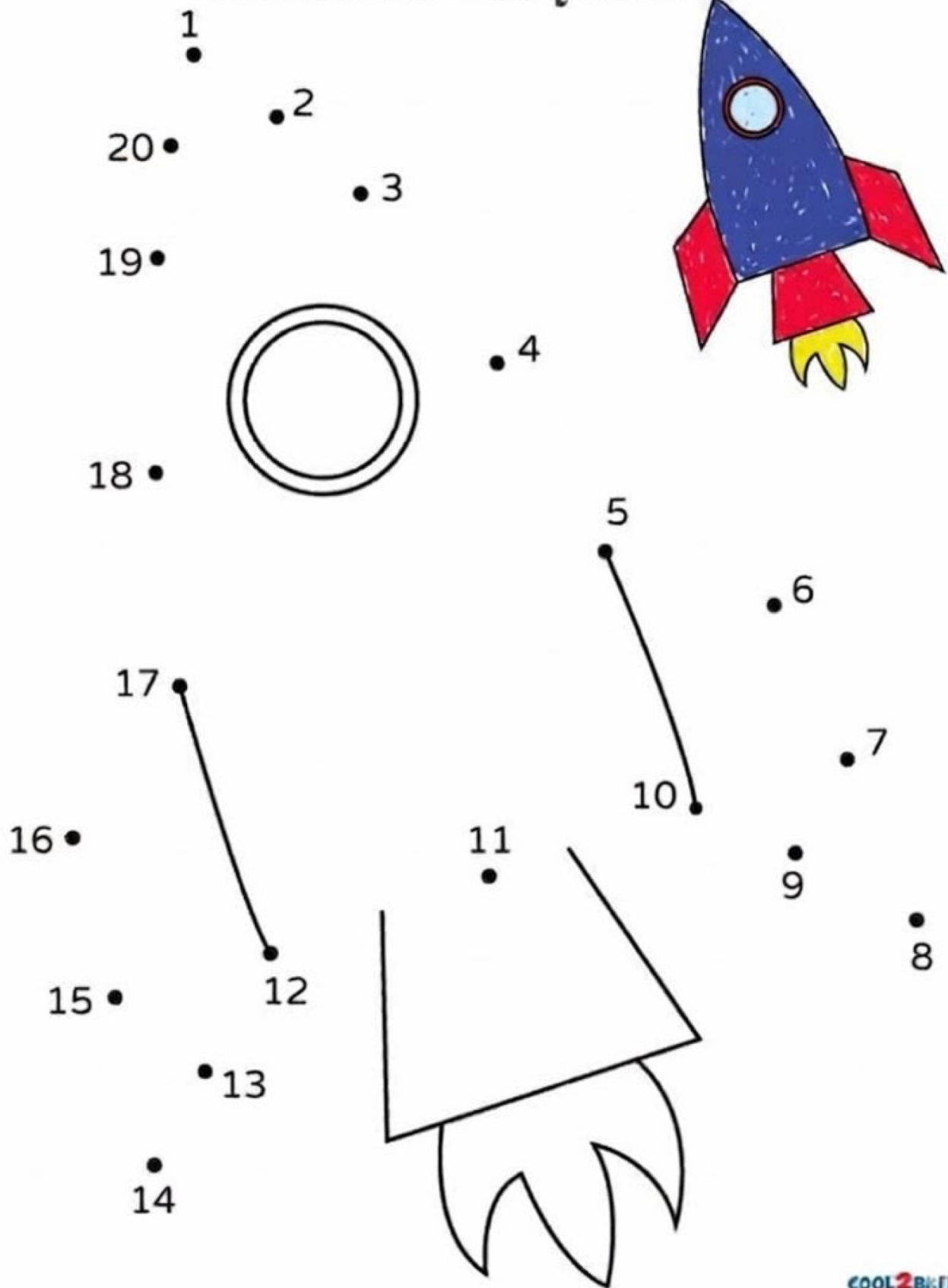


Find the correct feet



Connect the Dots

and color the picture





HAPPY
Father's Day
You're the most **Amazing Dad**ever!



HAPPY Father's Day!

ACTIVITY



FIRELESS COOKING CUCUMBER BOAT

Let's make a healthy, tasty and fun snack
without using fire!

INGREDIENTS

- 2 Cucumbers
- 1/2 cup Boiled Corn
- 1/2 cup Finely Chopped Tomato
- 1/4 cup Finely Chopped Onion
- 1/4 cup Finely Chopped Capsicum
- 2 tbsp Grated Carrot
- 1 tbsp Lemon Juice
- Salt to taste
- Chaat Masala to taste
- 2 tbsp Sev (for topping)
- Coriander Leaves



STEPS

1 PREPARE CUCUMBER:

Wash the cucumbers. Cut them lengthwise and scoop out the seeds to make a boat shape.



2 MAKE FILLING:

In a bowl, mix boiled corn, tomato, onion, capsicum, grated carrot, lemon juice, salt and chaat masala.



3 STUFF THE BOATS:

Fill the cucumber boats with the prepared mixture.



4 TOP IT UP:

Sprinkle sev and chopped coriander leaves on top.



5 SERVE & ENJOY:

Your crunchy, healthy cucumber boats are ready to enjoy!



REFERENCE IMAGE



Note-Click a photograph with your father while doing the activity and share it with your class teacher on Father's Day.



COOK TOGETHER, LAUGH TOGETHER, MAKE MEMORIES TOGETHER!

★ FATHER'S DAY ★ HANDPRINT TROPHY



★ A SPECIAL HANDMADE GIFT FOR ❤️ DAD!

MATERIAL REQUIRED



Printout of
Father's Day Sheet



Brush



Yellow Paint

REFERENCE IMAGE



STEPS



- 1 Print the Father's Day sheet.



- 2 Dip the palm in yellow paint.



- 3 Press your hand gently on the sheet to make a handprint.



- 4 Let it dry completely.



- 5 Add any extra details (like name or a message) if you like.



- 6 Your special Father's Day handprint trophy is ready!



❤️ A SMALL HANDPRINT TODAY, A BIG MEMORY FOREVER. ❤️



HAPPY
Father's Day

You're the most **Amazing Dad**ever!

SUMMER VACATIONS

COLOUR IT! 😊

